



**WARNING!** Buyer/user assumes all responsibility for safety and proper use not in accordance with the directions and safety labels.

# MOTION 360° Rotator

## APPLICATION

Rio Motion is design to promote circulation in the aquarium. It is especially helpful in the reef aquarium to duplicate the moving current of the ocean.

Rio Motion may also be used in ponds by placing the rotor duck-bill toward the surface of the water. It has an appealing appearance and greatly enhances oxygen and carbon dioxide exchange thus improves the total health of the pond environment.

## INSTRUCTION

1. Rio Motion is designed to fit directly onto the discharge of the Rio pumps. The Rio Motion 1/2" fits the Rio pump 200-800HF, and the Rio Motion 3/4" fits the Rio pump 1100-3100 HF.
2. To adjust the speed of rotation: This can be done by adjusting the angles of the duckbill discharge.
3. Rio Motion 1/2" and 3/4" may be used with other types of water return systems, such as wet dry filters or canister filters. By connecting the end of the Rio Motion 1/2" to thin wall 1/2" PVC pipe tubing. Rio Motion 3/4" may be connected to a 3/4" PVC coupler.

## MAINTENANCE AND HELPFUL HINTS

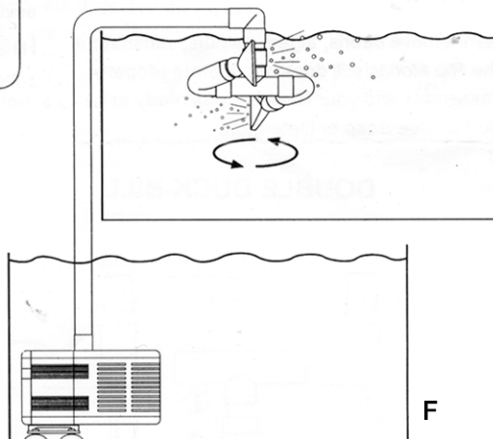
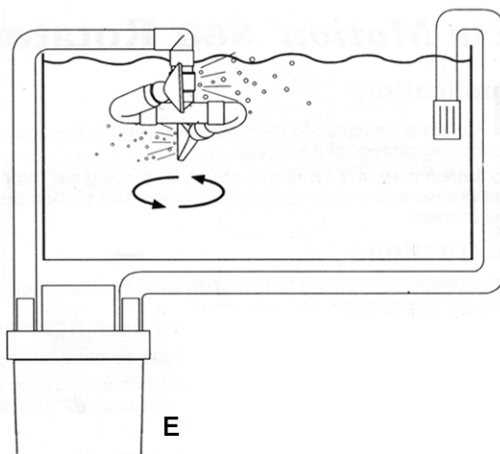
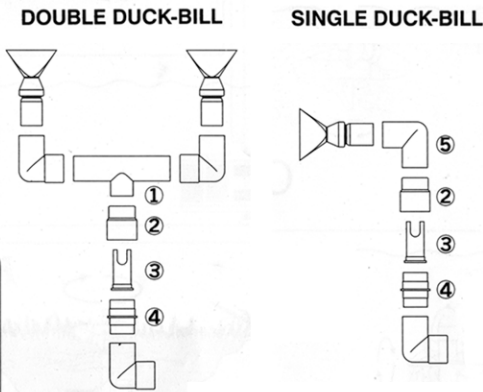
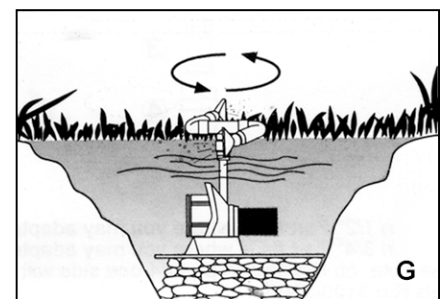
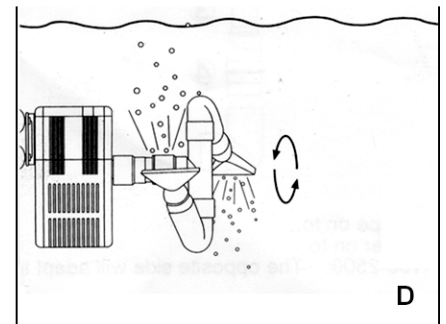
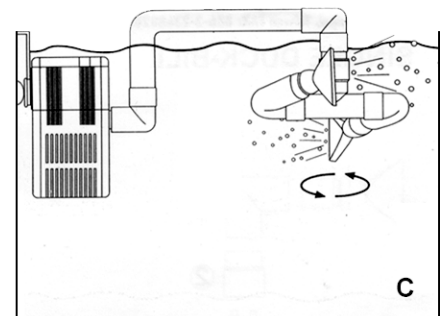
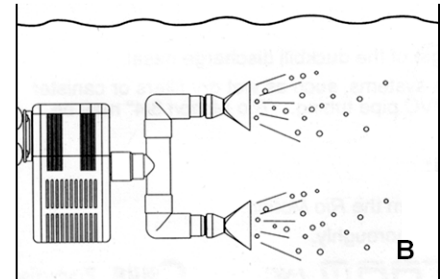
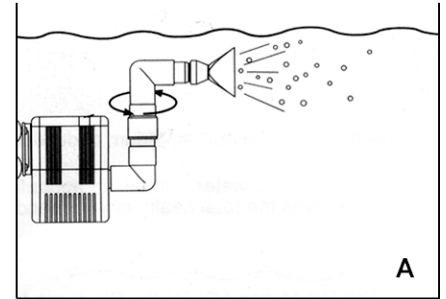
Clean/remove debris, algae, detritus, substrate and calcareous algae from the Rio Motion. If the Rio Motion still does not operate properly, disassemble and clean thoroughly. Reassemble and Rio Motion is ready to be used.

## CAUTION: DO NOT USE SOAP OR DETERGENT

Rio Motion 1/2" part no. 4 is where you may adapter the 1/2" thin wall PVC pipe.

Rio Motion 3/4" part no. 4 is where you may adapter the 3/4" PVC pipe coupler.

NOTE: On Rio Motion part no. 4, one end is adapted to Rio pump 1100-2500 and the opposite end is adapted to Rio pump 3100.



300 South Lewis Rd. Unit J  
Camarillo, CA 93012  
Fax: (805) 383-3565 | www.riopumps.com